


PolySprint™

Cooling Press

NPS-1205C

Operation Manual



Follow this manual when using Nitta *PolySprint™* Cooling Press.



Please pass this manual to *PolySprint™* Cooling Press users for a safe and trouble-free operation.

NITTA CORPORATION

CONTENTS

1. Safety Precautions	2
2. Confirmation of Product	4
3. Specifications	4
4. Use Environment	5
5. Storage Environment	5
6. Name of Each Part	6
7. Work Procedures Cooling Press	. .	7
8. Inspection	8
9. Warranty and after-sales service	. .	9

1. Safety Precautions

Please go over these safety precautions carefully to secure a correct and safe operation of the *PolySprint™* Cooling Press NPS-1205C.



WARNING

Disregarding instructions marked with this symbol may lead to death or serious injury.



CAUTION

Disregarding instructions marked with this symbol may lead to injury or property damage.



WARNING



WARNING

Do not use the *PolySprint™* Cooling Press for any application other than the intended purpose of making belts endless.

Use for any unintended purpose may cause an unexpected accident. A wrong operation may impair safety protection functions of the press.



WARNING

A person with experience and skills should always operate, maintain and inspect the *PolySprint™* Cooling Press.

Handling by an inexperienced person may cause injury.



WARNING

Do not dismantle or remodel the *PolySprint™* Cooling Press under any circumstance. Dismantling or remodeling of the *PolySprint™* Cooling Press may cause injury.

For repair or inspection, please contact Nitta, your local distributor or agent in your area.



WARNING

Always use anti-heat gloves when handling the Cooling Press body to prevent burns.

The cooling press is used to cool a pre-setter of about 200°C.

Use caution when handling the cooling press and the pre-setter to avoid burns.



WARNING

Always use a pre-setter supplied by Nitta.

Use of any other product may cause burns.

1. Safety Precautions- Continued-



To prevent fire, do not use the *PolySprint*® Cooling Press under the following conditions:

- Under flammable gas or combustible gas environment
- Under a corrosive gas environment
- Under an ambient temperature of 5°C or below
- Under an ambient temperature of 30°C or above
- Under a high humidity environment (humidity surpassing 85%)
- In places exposing the press to steam or water drops



Use a dry cloth for cleaning the *PolySprint*™ Cooling Press. To prevent fire, do not use alcohol, benzene, thinner or any other inflammable solvent.



Do not use the *PolySprint*™ Cooling Press outdoors.



When using the *PolySprint*™ Cooling Press on equipment, use a safety catcher so the press doesn't fall or collapse. This will help prevent injury.



Before using the *PolySprint*™ Cooling Press, be sure to inspect the press in accordance with the procedure described on page 8 to help prevent injury.

2. Confirmation of Product

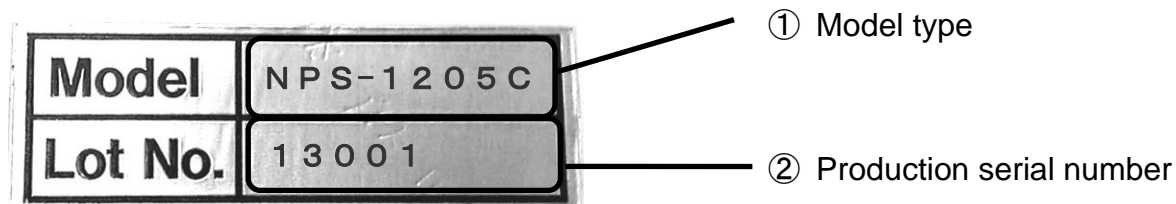
Thank you for choosing our *PolySprint™* Cooling Press NPS-1205C.

2-1) Confirmation of Product

Confirm the following items upon accepting delivery of your order. Contact Nitta, your local distributor or agent in your area if you find any deficiency or defect in your item.

- ① Are descriptions on the face plate the same as those of your order item?
Please confirm the model type.
- ② Has the product been damaged during transportation?
- ③ Has a nut or a screw slackened?

2-2) How to Read Face Plate



2-3) Inquiries

When making inquiries, please inform our sales representative of the model type and the production serial number.

3. Specifications

3-1) Outline of the Cooling Press

- ① *PolySprint™* Cooling Press is exclusively designed for making finger-endless Nitta *PolySprint™* belts and is made up of (1) springs that apply pressure to the belt (2) heat radiation parts equipped with a heat sink.
- ② *PolySprint™* Cooling Press is compatible with the following endless specifications:
Joint specifications: finger geometry 70 mm long x 10 mm pitch
finger geometry 120 mm long x 10 mm pitch
Maximum belt width: up to 50 mm
Maximum belt thickness: up to 6 mm

3-2) Major Specification of the Cooling Press

Type	NPS-1205C
Outer Dimension	165 mm wide x 295mm long x110 mm high
Weight	1.22kg

4. Use Environment

Ambient Temperature	5-30°C (no condensation)
Ambient Humidity	15-85%RH
Place of Use	Indoors (free from dust, water)
Environment	No flammable, combustible or corrosive gas; no steam



WARNING

In order to prevent fire, do not use the *PolySprint™* Cooling Press under the following conditions:

- Under flammable gas or combustible gas environment
- Under a corrosive gas environment
- Under an ambient temperature of 5°C or below
- Under an ambient temperature of 30°C or above
- Under a high humidity environment (humidity surpassing 85%)
- In places exposing the press to steam or water drops

5. Storage Environment

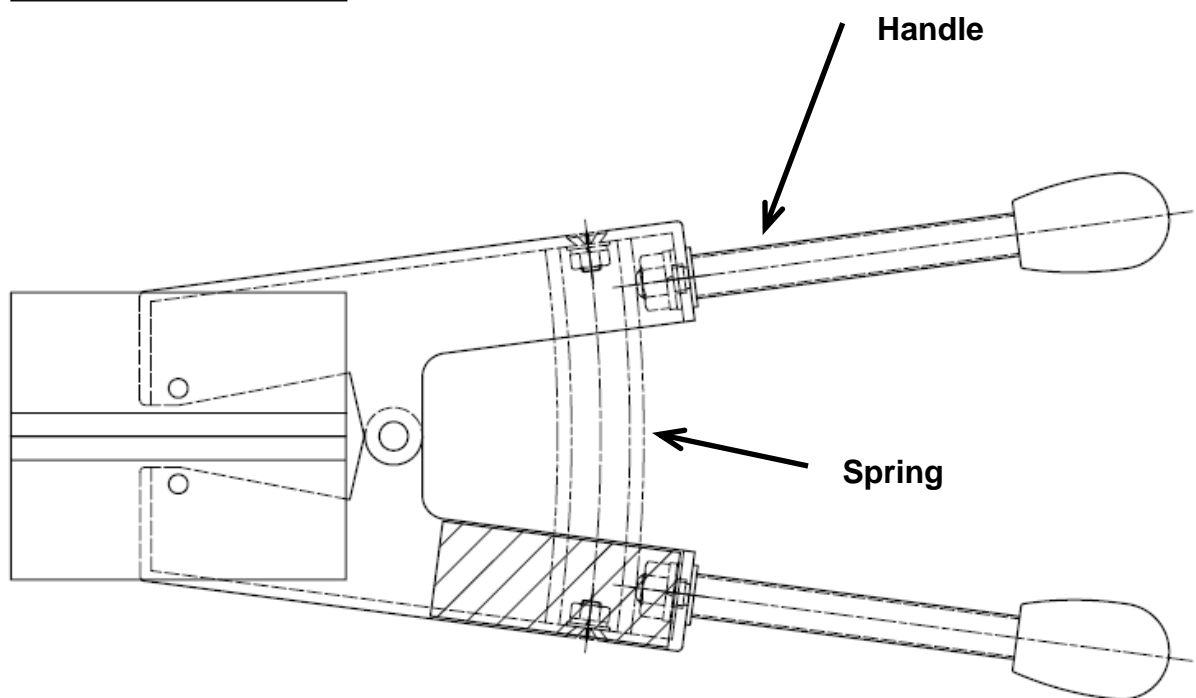
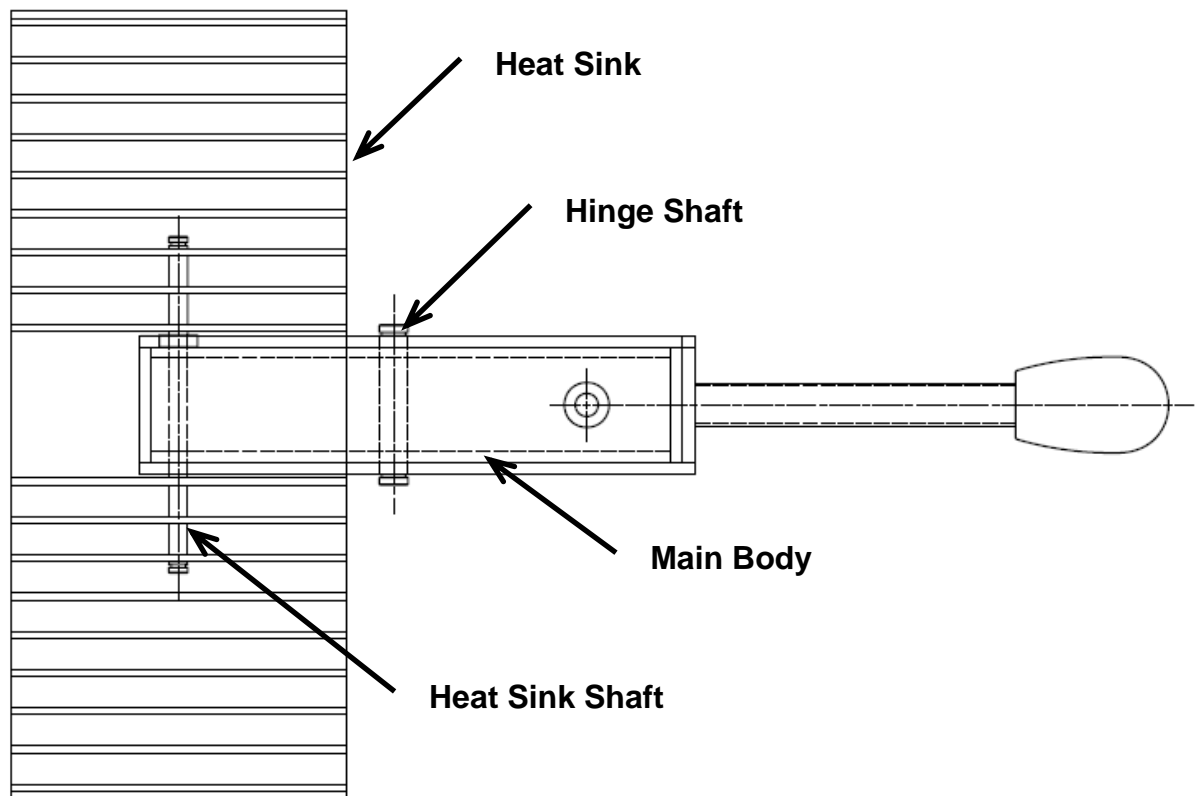
Ambient Temperature	0-40°C (no condensation)
Ambient Humidity	15-85%RH
Place of Use	Indoors (free from dust, water)
Environment	No flammable, combustible or corrosive gas; no steam



CAUTION

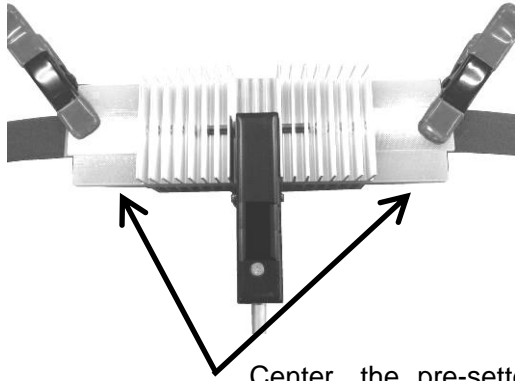
When not in use, the *PolySprint™* Cooling Press should be stored according to the above conditions.

6. Name of Each Part




7. Work Procedures Cooling Press

7-1) Work Procedures



Center the pre-setter
in the cooling press.



Pre-setter should
touch back of press.

Cooling the Belt

- Remove the pre-setter from the heat press by grasping the pre-setter clamps and move the pre-setter to the cooling press.

※The cooling press doesn't have a topside versus bottom side. It can be used either way.

※Like the heat press, position the pre-setter centered in the cooling press and insert the pre-setter all the way in until it touches the back of the press.

- Relax the handle, which applies pressure, and cool for specified time.

※For cooling time, refer to the Endless Conditions Table.



WARNING Always use anti-heat gloves when handling the Cooling Press body to prevent burns.

Continual use of the cooling press may cause the press body to sustain a high temperature.

This may result in burns and tends to deteriorate the cooling efficiency.

Use the cooling press after it cools down to room temperature.

7-2) How to Make Belts Endless

Refer to the heat press operation manual (PSM-NIT-13004E).

8. Inspection

Inspection items	date/staff	date/staff	date/staff	date/staff	date/staff
The press body is free of damage or destruction					
All screws of the press body are tightened.					
The heat sink is free of foreign object or any resin.					

Make a copy of this page and use it to inspect the cooling press prior to each use.

9. Warranty and after-sales service

1. Warranty period

The warranty period is for one full year after the delivery of the order at your appointed place.

2. Warranty coverage

- 1) Should the product malfunction due to causes for which our company is responsible during the abovementioned warranty period, our company will provide a replacement product or repair the product free of charge. However, even within the warranty period the following cases shall not be covered by the warranty. Please note that even if our company provides a replacement product or repairs the product, the warranty period will be calculated from the initial date on which the product was delivered.
 - ① Malfunction arising from any inappropriate conditions, environment, handling and usage which are not described in the Operation Manual and the Endless Splicing Procedure.
 - ② Malfunction due to a cause arising from something other than the product, such as your own device.
 - ③ Malfunction arising from any remodeling or repairing by other than our own company.
 - ④ Malfunction arising from any reasons unpredictable due to our level of chemistry and technology before shipment.
 - ⑤ Malfunction arising from fire, earthquake, flood, other disasters, voltage error, or other external factors for which our company bears no responsibility.
- 2) The warranty coverage is limited to what is stated in 1) above, and the warranty does not cover secondary damages (equipment damage, opportunity loss, profit loss) and any other damage incurred by the user as a result of a malfunction of the product.
- 3) After the warranty period, if after examination the product is repairable, our company will repair it upon request.

Memo

NITTA CORPORATION

4-4-26 Sakuragawa Naniwa-ku, Osaka 556-0022 Japan

Phone: +81-6-6563-1225 Fax: +81-6-6563-1242

<https://www.nitta.co.jp/en>



NITTA CORPORATION OF AMERICA

7605 Nitta Drive, Suwanee, GA 30024, U.S.A.

Phone: +1-770-497-0212 Fax: +1-770-623-1398

<http://www.nitta.com>

NITTA CORPORATION OF HOLLAND B.V.

Berenkoog 25, 1822 B.H. Alkmaar, The Netherlands

Phone: +31-72-5622234 Fax: +31-72-5613238

<http://www.nitta.nl>

NITTA (SHANGHAI) MANAGEMENT CO., LTD

Room 2705, Shenggao International Building, No. 137 Xianxia Road, Shanghai 200051 CHINA

Phone: +86-21-6229-6000 Fax: +86-21-6229-9606

<http://www.nitta-cn.com>

NITTA CORPORATION INDIA PVT. LTD.

Gat No 191, 192, and 193, Plot No B, Village Vadhu Khurd,

Taluka Haveli Dist Pune-412216, INDIA

Phone: +91-20-6731-3400 Fax: +91-20-6731-3401

<http://www.nitta.co.in>

KOREA NITTA MOORE CORP.

377, Sanho-daero, Gumi-City, Gyeong-Buk, 39263, Korea

Phone: +82-54-461-5575 Fax: +82-54-461-5350

<http://www.nitta.co.kr/>

TAIWAN NITTA FILTER CO., LTD.

Headquarters: Chia Hsin Building 10FL Room No. 1005, 96 Chung Shan

North Road Section 2, Taipei, Taiwan

Phone: +886-2-2581-6296 Fax: +886-2-2563-4900

<http://www.nitta.com.tw>

NITTA INDUSTRIES EUROPE GmbH

Heerdter Lohweg 35, 40549 Dusseldorf, Germany

Phone: +49-211-537535-000 Fax: +49-211-537535-001

<http://www.nitta.de>

NITTA CORPORATION OF SINGAPORE PTE LTD.

120 Lower Delta Road, #05-07/08

Cendex Centre, Singapore 169208

Phone: +65-6438-8738 Fax: +65-6438-8793

<http://www.nitta.com.sg>

<Liaison Office> Indonesia, Vietnam

NITTA CORPORATION (THAILAND) LIMITED

7/472 Moo 6, Tambol Mabyangporn, Amphur Pluakdaeng,

Rayong Province 21140, THAILAND

Phone: +66-38-018-301 Fax: +66-38-018-304

<http://www.nittathai.com>

NITTA BRASIL

Rua Francisco Mommenshon, 50B, Galpão 02

Laranjeiras, Caieiras, São Paulo, 07743-150, Brazil

Phone/Fax: +55-11-4441-2922

<http://www.nitta.com.br>

NITTA CORPORATION OF CANADA INC.

405 Industrial Drive Unit 1-8, Milton, Ontario Canada L9T 5B1

Phone: +1-905-878-5552 FAX: +1-905-878-0344

<https://www.nittacorp.ca>

The specification is subject to change for improvement without notice.