

Spatter Cap

CP • CPFW



CPP (Attachable after piping)



Features

- Protecting PushOne connecting part from spatter, etc.
- CCP can be attached after connecting tubing.

Specification


Specification	Product number	Applicable tubing outer diameter (mm)	Applicable tubing type
Attachment before tubing piping	CP4	4	FUK•FS
	CP6	6	
	CP8	8	
	CP10	10	
	CP12	12	
Attachment after tubing piping	CPFW6	6	FW•FWU
	CPFW8	8	
	CPFW10	10	
	CPFW12	12	
Attachment after tubing piping	CPP6	6	FUK•FS•FW•FWU
	CPP8	8	
	CPP10	10	
	CPP12	12	

Reference

- Instruction manual.....P.186

Tubing Removing Jig (Off Tool)

EOT 6-4



Features

- Helps removing tubing from PushOne.

Applicable tube size

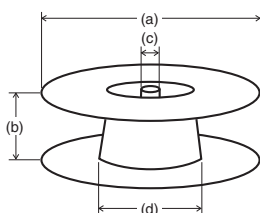

Tubing with outer diameter : φ4, φ6

Reference

- Instruction manual.....P.187

Tube Reel

PTR



Features

- Easy handling.
- Recycled polypropylene resin used.

Specification

Product number	Applicable tubing size	Size (mm)				Weight (g)
		(a) Collar width	(b) Reel width	(c) Shaft width	(d) Reel body diameter	
PTR-1	Millimeter size: φ4, 6, 8	(a)	(b)	(c)	(d)	1030
	Inch size : φ1/8, 1/4, 5/16	480	105	50	225	
PTR-2	Millimeter size: φ10, 12	(a)	(b)	(c)	(d)	1170
	Inch size : φ3/8, 1/2	480	210	50	225	

☞ PTR tube reels are only for nylon tubes manufactured by Nitta. For other products, please check the actual information available for those items regarding any accessories.

Handling instructions

- ⚠ **Caution:** The tube reel cannot be used with other manufacturers' tubes.
- ⚠ **Caution:** The tube reel is made of resin and may be cracked if dropped or hit hard. Careful handling is required.
- ⚠ **Caution:** You may need to widen the inner drum to set a tubing if the wound tubing bundle is deformed.

Reference

- Instruction manual.....P.184